



**Hoppings**

QUALITY PRODUCTS

## PRODUCT GUIDE: Door Mouldings



## Contents:

PSE's and Mouldings Terminology	Page 1
Trenched & Housed Door Lining Sets (Whitewood) (Reversible with stops)	Page 2
Trenched & Housed Door Lining Sets (Whitewood) (Reversible without stops)	Page 3
Trenched & Housed Fire Check Door Lining Sets (Whitewood) (6'6" x 2'6" & 2'9" Reversible with Intumescent Groove and stops)	
Door Lining Lengths and Door Stops	Page 4
Door Weather Bar and Cill	Page 5

# PSE's & Mouldings Terminology

## Q-Pack:

A set piece pack of approximately 1 cubic metre of product, providing price advantage without compromising on quality.

## Contract Grade:

In principle, free of all hit and miss. There may be a higher occurrence of knots, some of which may be large, black or loose. Products may be manufactured from larger sections that have been resawn. Typically manufactured from resawn fifth redwood or equivalent. Where indicated, whitewood may be used.

## Premium Grade:

In principle, free of all hit and miss. Knots, if present, will be sound and appropriate to the cross section. Typically, larger sizes will be taken from good fifth redwood or equivalent. 25mm sizes will be manufactured from selected boards or re-cut unsorted redwood at our option. Smaller sections will be taken from unsorted redwood that is re-sawn from a thicker section. Where indicated, sawfalling whitewood may be used.

## Premium Plus Grade:

In principle, free of all hit and miss. Knots, if present, will be sound and small in relation to the cross section. Typically manufactured from unsorted redwood.

**MB:** Mixed lengths but only 1 per bundle

**TB:** Truck bundled/Random lengths

**LP:** Length packaged. 1 or 2 lengths per pack

**TB/LP:** Option to supply either

**DSL:** Door set lengths. Option to supply 4.2, 4.5, 5.1 & 5.4m lengths

## Moisture content

Solid pine timber, which is a natural product containing moisture, is dried artificially after the initial logging process, causing the wood to shrink.

A certain amount of residual drying and shrinkage continues until stabilisation is reached. In a centrally heated home, lateral shrinkage of 2.5 – 3% is quite normal for new machined profiles.

## Hoppings Softwood Products PLC.

### Epping / Lingfield

The Woodyard, Epping Road.

Epping, Essex. CM16 6TT

Sales -

Tel. 01992 578877

Fax. 01992 561385


**Freephone Hoppings Helpline 0800 8496339**



## Solid Pine Door Mouldings


### Trenched & Housed Door Lining Sets (Whitewood) (6'6" x 2'3" & 2'6" Reversible with stops)

<b>Nominal size (mm)</b>	32 x 115	32 x 138
<b>Finished size (mm)</b>	27 x 108	27 x 133
<b>Grade</b>	Premium	Premium
<b>Length specification</b>	-	-
<b>Pieces per bundle</b>	1	1
<b>Pieces per Q-Pack</b>	32	32



### Trenched & Housed Door Lining Sets (Whitewood) (6'6" x 2'6" & 2'9" Reversible with stops)

<b>Nominal size (mm)</b>	32 x 115	32 x 138
<b>Finished size (mm)</b>	27 x 108	27 x 133
<b>Grade</b>	Premium	Premium
<b>Length specification</b>	-	-
<b>Pieces per bundle</b>	1	1
<b>Pieces per Q-Pack</b>	32	32



**Hoppings Softwood Products PLC.**

**Epping / Lingfield**

The Woodyard, Epping Road.

Epping, Essex. CM16 6TT

Sales -

Tel. 01992 578877

Fax. 01992 561385

**Freephone Hoppings Helpline 0800 8496339**




**Hoppings**  
QUALITY CLADDING

## Solid Pine Door Mouldings

### Trenched & Housed Door Lining Sets (Whitewood) (6'6" x 2'6" & 2'9" Reversible without stops)

<b>Nominal size (mm)</b>	32 x 115	32 x 138
<b>Finished size (mm)</b>	27 x 108	27 x 133
<b>Grade</b>	Premium	Premium
<b>Length specification</b>	-	-
<b>Pieces per bundle</b>	1	1
<b>Pieces per Q-Pack</b>	32	32



### Trenched & Housed Fire Check Door Lining Sets (Whitewood) (6'6" x 2'6" & 2'9" Reversible with Intumescent Groove and stops)

<b>Nominal size (mm)</b>	38x 115	38 x 138
<b>Finished size (mm)</b>	33 x 108	33x 133
<b>Grade</b>	Premium	Premium
<b>Length specification</b>	-	-
<b>Pieces per bundle</b>	1	1
<b>Pieces per Q-Pack</b>	32	32

**Hoppings Softwood Products PLC.**

**Epping / Lingfield**

The Woodyard, Epping Road.

Epping, Essex. CM16 6TT

Sales -

Tel. 01992 578877

Fax. 01992 561385

**Freephone Hoppings Helpline 0800 8496339**



**Hoppings**  
QUALITY CLADDING

## Solid Pine Door Mouldings

### Door Lining Lengths (Whitewood)

<b>Nominal size (mm):</b>	32 x 115	32 x 138
<b>Finished size (mm):</b>	27 x 108	27 x 133
<b>Grade :</b>	Premium	Premium
<b>Length specification</b>	DSL	DSL
<b>Pieces per bundle</b>	1	1
<b>Pieces per Q-Pack</b>	70	56

### Standard & Fire Check PSE Door Stop

	Standard (Pine)		Fire Check (Pine or w/w)	
<b>Nominal size (mm):</b>	16 x 38	16 x 50	32 x 38	32 x 50
<b>Finished size (mm):</b>	12x 33	12 x 44	25 x 33	25 x 44
<b>Grade :</b>	Premium	Premium	Premium	Premium
<b>Length specification</b>	DSL	DSL	DSL	DSL
<b>Pieces per bundle</b>	12	12	8	8
<b>Pieces per Q-Pack</b>	384	432	256	192

#### Hoppings Softwood Products PLC.

##### Epping / Lingfield

The Woodyard, Epping Road.

Epping, Essex.CM16 6TT

Sales -

Tel. 01992 578877

Fax. 01992 561385

**Freephone Hoppings Helpline 0800 8496339**



## Solid Pine Door Mouldings

### Door Weather Bar

<b>Nominal size (mm):</b>	50 x 75
<b>Finished size (mm):</b>	44 x 69
<b>Grade :</b>	Premium
<b>Length specification</b>	TB
<b>Pieces per bundle</b>	-
<b>Pieces per Q-Pack</b>	49



### Flat Cill

<b>Nominal size (mm):</b>	50 x 150
<b>Finished size (mm):</b>	44 x 144
<b>Grade :</b>	Premium Plus
<b>Length specification</b>	TB/LP
<b>Pieces per bundle</b>	-
<b>Pieces per Q-Pack</b>	24



#### Hoppings Softwood Products PLC.

##### Epping / Lingfield

The Woodyard, Epping Road.

Epping, Essex. CM16 6TT

Sales -

Tel. 01992 578877

Fax. 01992 561385

**Freephone Hoppings Helpline 0800 8496339**

