




PRODUCT GUIDE  
**Structural Timbers**

ISSUE 2 JULY 2012



**MERCHANTS  
GUIDE**

# Structural Timber



## Available un-treated or treated<sup>#</sup>

SIZE AND DESCRIPTION (ALL NOMINAL SIZES)	USE CLASS	GRADE QUALITY	LENGTH	PIECES PER BND	EPPING	LINGFIELD
25 x 50mm Sawn			3.0 & 3.6m	10	Y	Y
25 x 100mm Sawn			Hvy 4.8m		Y	Y
25 x 150mm Sawn			Hvy 4.8m		Y	Y
47 x 50mm Sawn	UC3 <sup>#</sup>	KD	3.0/3.6m		Y	Y
47 x 75mm Eased Edge (44 x 72)	UC3 <sup>#</sup>	KD Graded C 16	2.4-4.8m		Y	Y
47 x 100mm Eased Edge (44 x 97)	UC3 <sup>#</sup>	KD Graded C 16	2.4-4.8 & 6.0m		Y	Y
47 x 125mm Eased Edge (44 x 120)	UC3 <sup>#</sup>	KD Graded C 16	3.6 & 4.8m		N	Y
47 x 150mm Eased Edge (44 x 145)	UC3 <sup>#</sup>	KD Graded C 16	3.0-4.8 & 6.0m		Y	Y
47 x 175mm Eased Edge (44 x 170)	UC3 <sup>#</sup>	KD Graded C 16	3.0-4.8 & 6.0m		Y	Y
47 x 200mm Eased Edge (44 x 220)	UC3 <sup>#</sup>	KD Graded C 16	3.0-4.8 & 6.0m		Y	Y
47 x 225mm Eased Edge (44 x 220)	UC3 <sup>#</sup>	KD Graded C 16	3.6-4.8 & 6.0m		Y	Y
75 x 100mm Eased Edge (72 x 97)	UC3 <sup>#</sup>	KD Graded C 16	4.8m		Y	N
75 x 225mm Eased Edge (72 x 220)	UC3 <sup>#</sup>	KD Graded C 16	4.8 & 6.0m		Y	Y

## Available as treated only.

**SP** Special Order – 10-14 working days availability


SIZE AND DESCRIPTION (ALL NOMINAL SIZES)	USE CLASS	GRADE QUALITY	LENGTH	PIECES PER BND	EPPING	LINGFIELD
19 x 38mm Sawn			LP 3.0m +	10	Y	Y
25 x 38mm Sawn			LP 4.2m +	10	Y	Y
25 x 75mm Sawn			Random	-	Y	Y
38 x 50mm Sawn <b>SP</b>			Random	-	N	N
75 x 75mm Sawn		KD	2.4/3.0m	-	Y	N
100 x 100mm Sawn		Ungraded	2.4/3.0m	-	Y	Y
32 x 175mm Sawn Featheredge			4.2 or 4.8m	-	Y	Y
50 x 50 - 0mm Firrings			3.0/3.6/4.2/4.8m	4	Y	Y
50 x 75 - 0mm Firrings			3.0/3.6/4.2/4.8m	4	Y	Y
50 x 100 - 0mm Firrings			3.0/3.6/4.2/4.8m	4	Y	Y
50 x 50mm Arris Rail			3.0/3.6m	4	Y	Y
50 x 100mm Multi-Purpose Deck Joist	UC4	KD Graded C 16	4.8m	-	Y	Y
50 x 150mm Multi-Purpose Deck Joist	UC4	KD Graded C 16	4.8m	-	Y	Y
90 x 90mm Multi-Purpose Deck Post	UC4		1.8/2.4/3.0m	-	Y	Y

LP - 1 or 2 lengths per pack    25mm nominal may be 25/22 recut 47mm

# Engineered Structural Grade Timber (KVH)



KVH sizes




KVH manufacturing



KVH fingerjointing

On a 'to order' basis only we can also supply C24 graded structural whitewood in long lengths (up to 12m) and heavy sections. The material is machine stress graded, finger-jointed European whitewood that can also be supplied in a planed finish (ie 3mm less than the sizes shown in the table below). Price on application.

mm	80	100	120	140	160	180	200	220	240	260	280
40									✓		
60	✓	✓	✓	✓	✓	✓	✓	✓	✓		
80	✓	✓	✓	✓	✓	✓	✓	✓	✓		
100		✓	✓	✓	✓	✓	✓	✓	✓	✓	✓
120			✓	✓	✓	✓	✓	✓	✓	✓	✓
140				✓	✓	✓	✓	✓	✓	✓	✓
160					✓		✓		✓		✓



Further processing of KVH available

These products can also be supplied notched, drilled, shaped, morticed and tenoned.