



PRODUCT GUIDE **Softwood Mouldings**



# Contents

Softwood Moulding Introduction	2
Why Choose Q-Line® Softwood Mouldings?	2
Product Grading	2
Architrave	3
Skirting	4
Sash Material	5
Window Material	5
Cladding	6
Cover Mouldings	7
Decorative Mouldings	7
Stair Material	8
Flooring	9
Door Lining Material	9
Appendix 1: Technical Information	10

# Softwood Mouldings

A range of high quality 'fit for purpose' softwood mouldings.  
Available as either FSC® or PEFC certified on request.

## Why Choose Q-Line® Softwood Mouldings?

- Selected & graded quality timber
- Quality of machined finish
- Consistency of product quality
- End marking of products with length, grade and brand logo.
- A wide range of product grades to suit the varying needs of tradesmen
- Established brand of softwood timber mouldings
- Products available as FSC®/PEFC certified on request.



**SP Special Order, 10-14 working days availability**

### KEY TO LENGTH SPECIFICATIONS

TB	Random length packs (truck bundled)
LP	One or two lengths per pack (length packaged)
MB	Random lengths, bundled (one length in each bundle)
TB & or LP	Product is available in both length specifications - please specify when ordering
DSL	Nominally referred to as 3.0, 4.2, 4.5, 5.1 and 5.4m

## Product Grading

There are three Q-Line grades available:

### PREMIUM PLUS GRADE

In principle, free of all hit and miss. Knots, if present, will be sound and small in relation to the cross section.

Typically taken from unsorted redwood.

### PREMIUM GRADE

In principle, free of all hit and miss. Knots, if present, will be sound and appropriate to the cross section.

Typically, larger sizes will be taken from good fifth redwood or equivalent. 25mm sizes will be taken from selected boards or recut unsorted redwood at our option. Smaller sizes will be taken from unsorted redwood which we resaw from a thicker size. Where indicated, sawfelling whitewood may be used.

### CONTRACT GRADE

In principle, free of hit and miss. There may be a number of knots, some which may be large, black or loose. Products may be from larger sizes that have been resawn by Hoppings. Typically taken from resawn redwood fifths or equivalent. Where indicated, whitewood may be used.

All Q-Line goods are kiln dried to below 20% moisture content, machined to give a minimum of 12 cutter marks per 25mm and will be clean fresh goods, fives sides wrapped.

# Architrave



Chamfered and rounded Architrave



Pencil round Architrave



Twice pencil round Architrave



Ogee Architrave



Ovolo Architrave





Torus Architrave



Contemporary Architrave


SIZE (Nominal)	DESCRIPTION	GRADE	PIECES LENGTH	PIECES BUNDLE	PIECES PER Q-PACK
<b>SP</b> 16 x 50	Chamfered and rounded	PREMIUM	DSL	10	360
19 x 50	Chamfered and rounded	PREMIUM	DSL	12	288
19 x 63	Chamfered and rounded	PREMIUM	DSL	6	288
19 x 75	Chamfered and rounded	PREMIUM	DSL	8	256
<b>SP</b> 25 X 63	Chamfered and rounded	PREMIUM	DSL	6	156
<b>SP</b> 25 X 75	Chamfered and rounded	PREMIUM	DSL	6	132
19 x 50	Pencil round	PREMIUM	DSL	10	360
19 x 75	Pencil round	PREMIUM	DSL	8	256
<b>SP</b> 19 x 50	Twice Pencil round	PREMIUM	DSL	10	360
19 x 50	Ogee	PREMIUM	DSL	12	432
19 x 63	Ogee	PREMIUM	DSL	8	208
19 x 75	Ogee	PREMIUM	DSL	8	264
25 x 50	Ogee	PREMIUM	DSL	12	288
25 x 63	Ogee	PREMIUM PLUS	DSL	6	156
25 x 63	Ogee	PREMIUM	DSL	6	156
25 x 63	Ogee (Q-PACKS ONLY)	CONTRACT	DSL	6	156
25 x 75	Ogee	PREMIUM PLUS	DSL	6	132
25 x 75	Ogee	PREMIUM	DSL	6	132
25 x 75	Ogee (Q-PACKS ONLY)	CONTRACT	DSL	6	132
25 x 63	Ovolo	PREMIUM	DSL	6	156
25 x 75	Ovolo	PREMIUM	DSL	6	120
<b>SP</b> 25 x 63	Torus	PREMIUM	DSL	5	160
25 x 75	Torus	PREMIUM	DSL	5	160
25 x 75	Contemporary	PREMIUM	DSL	6	132

# Skirting



SIZE (Nominal)	DESCRIPTION	GRADE	PIECES LENGTH	PIECES BUNDLE	PIECES PER Q PACK
<b>SP</b> 16 x 75	Chamfered/Pencil rounded	<b>PREMIUM</b>	MB	8	256
<b>SP</b> 16 x 100	Chamfered/Pencil rounded	<b>PREMIUM</b>	LP	5	240
19 x 75	Chamfered/Pencil rounded	<b>PREMIUM</b>	MB	8	256
19 x 100	Chamfered/Pencil rounded	<b>PREMIUM</b>	LP	6	144
19 x 150	Chamfered/Pencil rounded	<b>PREMIUM</b>	TB/LP	-	120
25 x 100	Torus/Ogee	<b>PREMIUM</b>	TB/LP	5	120
25 x 125	Torus/Ogee	<b>PREMIUM</b>	TB/LP	5	90
25 x 150	Torus/Ogee	<b>PREMIUM</b>	TB & or LP	-	80
<b>SP</b> 25 x 150	Torus/Ogee	<b>PREMIUM PLUS</b>	TB	-	80
25 x 150	Torus/Ogee (ex.50mm 5th) (Q-PACKS ONLY)	<b>CONTRACT</b>	LP	-	80
25 x 175	Torus/Ogee	<b>PREMIUM</b>	TB	-	70
<b>SP</b> 25 x 175	Torus/Ogee	<b>PREMIUM PLUS</b>	TB	-	70
25 x 225	Torus/Ogee	<b>PREMIUM</b>	TB	-	50
<b>SP</b> 25 x 100	Chamfered/Ovolo	<b>PREMIUM</b>	TB	5	120
25 x 150	Chamfered/Ovolo (LP - Q-PACKS ONLY)	<b>PREMIUM</b>	TB & or LP	-	80
25 x 175	Chamfered/Ovolo	<b>PREMIUM</b>	TB	-	70
<b>SP</b> 25 x 175	Chamfered/Ovolo	<b>PREMIUM PLUS</b>	TB	-	70
25 x 150	Contemporary	<b>PREMIUM</b>	TB	-	80

# Sash Material




SIZE (Nominal)	DESCRIPTION	GRADE	PIECES LENGTH	PIECES BUNDLE	PIECES PER Q PACK
50 x 50	Sash Stile	<b>PREMIUM PLUS</b>	MB	4	96
25 x 50	Sash Bar	<b>PREMIUM PLUS</b>	MB	5	-
38 x 57	Top Sash Rail (for 50mm)	<b>PREMIUM PLUS</b>	MB	4	-
38 x 57	Bottom Sash Rail (for 50mm)	<b>PREMIUM PLUS</b>	MB	4	-
50 x 100	Bottom Rail	<b>PREMIUM PLUS</b>	MB	-	60
12 x 25	Parting Bead (fin. size 8 x 20.5mm)	<b>PREMIUM PLUS</b>	MB	20	-
12 x 32	Parting Bead (fin. size 8 x 27mm)	<b>PREMIUM PLUS</b>	MB	20	-
19 x 25	Staff Bead (fin. size 15 x 20.5mm)	<b>PREMIUM PLUS</b>	MB	20	-
19 x 32	Staff Bead (fin. size 15 x 27mm)	<b>PREMIUM PLUS</b>	MB	10	-

# Window Material




SIZE (Nominal)	DESCRIPTION	GRADE	PIECES LENGTH	PIECES BUNDLE	PIECES PER Q PACK
<b>SP</b> 32 x 150	Window Board	<b>PREMIUM</b>	TB	-	56
32 x 175	Window Board	<b>PREMIUM</b>	TB	-	49
32 x 225	Window Board	<b>PREMIUM</b>	TB	-	35
32 x 38	Transom Drip	<b>PREMIUM PLUS</b>	MB	8	256
32 x 50	Nosing	<b>PREMIUM PLUS</b>	MB	6	144
<b>SP</b> 32 x 75	Nosing	<b>PREMIUM PLUS</b>	MB	6	144
<b>SP</b> 50 x 75	Softwood (sub cill)	<b>PREMIUM</b>	TB	-	80
50 x 150	Softwood (threshold)	<b>PREMIUM</b>	TB/LP	-	40
<b>SP</b> 75 x 150	Softwood (window)	<b>PREMIUM</b>	TB/LP	-	24
50 x 75	Door Weatherbar (reversible)	<b>PREMIUM PLUS</b>	MB	4	-


# Cladding



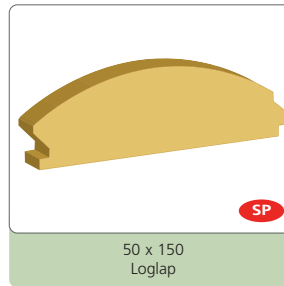
Matching



Beaded Matching



25 x 100 Loglap



50 x 150 Loglap

SIZE (Nominal)	DESCRIPTION	GRADE	PIECES LENGTH	PIECES BUNDLE	PIECES PER Q PACK
<b>MATCHING</b>					
13 x 100	T.G.+V (fin size 93.5mm)	PREMIUM	MB	10	330
16 x 100	T.G.+V	PREMIUM	MB	8	192
16 x 125	T.G.+V (Q-PACKS ONLY) (fin size 118.5mm)	CONTRACT	LP	6	162
19 x 100	T.G.+V	PREMIUM	TB/LP	6	144
19 x 125	T.G.+V	PREMIUM	TB/LP	-	135
25 x 125	T.G.+V (ex.50mm 5th)	PREMIUM	TB/LP	-	-
<b>SP</b> 25 x 150	T.G.+V (ex.50mm 5th)	PREMIUM	LP	-	80
<b>BEADED MATCHING</b>					
13 x 100	Beaded T.G.+V (fin size 93.5mm)	PREMIUM	MB	10	330
16 x 100	Beaded T.G.+V	PREMIUM	MB	8	192
<b>SP</b> 16 x 150	Beaded T.G.+V	PREMIUM	LP	-	144
19 x 150	Beaded T.G.+V	PREMIUM	TB/LP	-	120
<b>LOGLAP</b>					
25 x 100	Loglap (2ex.50mm 5th)	PREMIUM	LP	-	100
<b>SP</b> 50 x 150	Loglap	PREMIUM	LP	-	40



16 x 125 Shiplap



16 x 125 T & G Shiplap



19 x 125 Shiplap



19 x 150 Shiplap



25 x 150 Shiplap

SIZE (Nominal)	DESCRIPTION	GRADE	PIECES LENGTH	PIECES BUNDLE	PIECES PER Q PACK
<b>SHIPLAP</b>					
16 x 125		PREMIUM	LP	6	162
16 x 125	T&G Shiplap (Q-PACKS ONLY) (fin size 118.5mm)	PREMIUM	LP	6	162
19 x 125		PREMIUM	LP	-	126
<b>SP</b> 19 x 150		PREMIUM	LP	-	120
25 x 150	(Ex 50mm 5th)	PREMIUM	LP	-	80


# Cover Mouldings



Quadrant

SIZE (Nominal)	DESCRIPTION	GRADE	PIECES LENGTH	PIECES BUNDLE	PIECES PER Q PACK
16mm	Quadrant (fin. size 12mm)	<b>PREMIUM PLUS</b>	MB	30	-
19mm	Quadrant (fin. size 14.5mm)	<b>PREMIUM PLUS</b>	MB	20	-
22mm	Quadrant (fin. size 19mm)	<b>PREMIUM PLUS</b>	MB	20	-
25mm	Quadrant (fin. size 20.5mm)	<b>PREMIUM PLUS</b>	MB	20	-

# Decorative Mouldings




Welling Pattern Dado Rail  
25 x 63mm




Dado Rail  
25 x 75mm



Scotia Picture Rail  
25 x 50mm




Ovolo Picture Rail  
25 x 50mm



Cornice  
25 x 88mm


SIZE (Nominal)	DESCRIPTION	GRADE	PIECES LENGTH	PIECES BUNDLE	PIECES PER Q PACK
25 x 63mm	Dado Rail (Welling Pattern)	<b>PREMIUM PLUS</b>	MB	8	192
25 x 75mm	Dado Rail	<b>PREMIUM PLUS</b>	MB	6	192
25 x 50mm	Scotia Picture Rail	<b>PREMIUM PLUS</b>	MB	8	288
25 x 50mm	Ovolo Picture Rail	<b>PREMIUM PLUS</b>	MB	8	288
<b>SP</b> 25 x 88mm	Cornice	<b>PREMIUM PLUS</b>	TB	4	168

# Stair Material




SIZE (Nominal)	DESCRIPTION	GRADE	PIECES LENGTH	PIECES BUNDLE	PIECES PER Q PACK
<b>STAIR MATERIAL</b>					
50 x 50	Mopstick Handrail	<b>PREMIUM PLUS</b>	MB	4	96
50 x 75	Crown Handrail	<b>PREMIUM PLUS</b>	MB	4	64
50 x 115	Wallfix Handrail	<b>PREMIUM PLUS</b>	MB	-	65
<b>SP</b> 50 x 75	Rebated Handrail (35mm)	<b>PREMIUM PLUS</b>	MB	4	64
<b>SP</b> 50 x 75	Rebated Handrail (41mm)	<b>PREMIUM PLUS</b>	MB	4	64
<b>SP</b> 25 x 75	Rebated Baserail (35mm)	<b>PREMIUM PLUS</b>	MB	5	160
<b>SP</b> 25 x 75	Rebated Baserail (41mm)	<b>PREMIUM PLUS</b>	MB	5	160
<b>SP</b> 12 x 50	PSE/Fillet (8 x 35mm)	<b>PREMIUM PLUS</b>	MB	20	720
<b>SP</b> 12 x 50	PSE/Fillet (8 x 41 mm)	<b>PREMIUM PLUS</b>	MB	20	720
<b>GROOVED FASCIA</b>					
<b>SP</b> 25 x 150	6mm Groove	<b>PREMIUM</b>	TB	-	240
<b>SP</b> 25 x 175	6mm Groove	<b>PREMIUM</b>	TB	-	210
<b>SP</b> 25 x 200	6mm/9mm Groove	<b>PREMIUM</b>	TB	-	180
<b>SP</b> 25 x 225	6mm/9mm Groove	<b>PREMIUM</b>	TB	-	150

# Flooring



Flooring



Flooring PAR

SIZE (Nominal)	DESCRIPTION	GRADE	PIECES LENGTH	PIECES BUNDLE	PIECES PER Q PACK
22 x 125	Offset T&G (Whitewood) (Q-PACKS ONLY)	CONTRACT	LP	-	135
22 x 150	Offset T&G (Whitewood)	CONTRACT	LP	-	128
25 x 150	Offset T&G (ex 5th sideboard)	PREMIUM	TB/LP	-	80
25 x 150	Offset T&G (ex 50mm 5th)	CONTRACT	TB/LP	-	80
22 x 150	PAR (Whitewood)	CONTRACT	LP	-	128
22 x 150	PAR (Whitewood)	PREMIUM	LP	-	128
25 x 125	PAR (ex 5th sideboard)	PREMIUM	TB/LP	-	90
<b>SP</b> 25 x 150	PAR (ex 50mm 5th)	CONTRACT	TB/LP	-	80

# Door Lining Material



Door Set With Stops



Ovolo Stops

## DOOR LINING MATERIAL (WHITEWOOD 6'6" x 2'6" / 2'9" REVERSIBLE HEAD)

32 x 115/138	Trenched & Housed Door Lining Set With Stops	PREMIUM	N/A	-	32
32 x 115/138	Trenched & Housed Door Lining Set With 16 x 38mm Stops	PREMIUM	N/A	-	32
<b>SP</b> 32 x 150	Trenched & Housed Door Lining Set With 16 x 38mm Stops	PREMIUM	N/A	-	32

Above with stops available from stock as 2'3"/2'6" reversible in Q-Packs only  
 Above without stops available to order as 2'3"/2'6" reversible in Q-Packs only

## OVOLO STOP

16 x 38	Ovolo Stop	PREMIUM	DSL	12	576
16 x 50	Ovolo Stop	PREMIUM	DSL	12	432

## PAR LONG LININGS (WHITEWOOD)

32 x 115	Par Long Linings (Whitewood)	PREMIUM	4.2/5.1m	-	70
32 x 138	Par Long Linings (Whitewood)	PREMIUM	4.2/5.1m	-	56

## FIRECHECK DOORSTOP (REDWOOD/WHITEWOOD)

32 x 38	PAR (25mm finished size)	PREMIUM	DSL	8	256
32 x 50	PAR (25mm finished size)	PREMIUM	DSL	8	192

# Appendix 1

## Technical Information

**SIZE INFORMATION**

NOMINAL SIZE	FINISHED SIZE
12	8
13	8.5
16	12
19	14.5
22	19
25	20.5
32	27
38	33
47	41
50	44
63	57
75	69
90	85
100	95
115	108
125	120
138	133
150	144
175	169
200	193
225	216
250	241
275	266

Note: certain products have their own specific finish sizes which are indicated in this document.

**PRODUCT DESIGNS**

Hoppings reserve the right to update or withdraw products and product designs as required without prior notice.

**CUBIC METRES TO METRE RUN CONVERSION TABLE**

THICKNESS (mm)	WIDTH (mm)		RUNNING METRES PER CUBIC METRES									
	225	200	175	150	125	100	90	75	50	47	38	
19	234	263	301	351	421	526	-	702	1053	-	1385	
22	202	227	260	303	364	455	-	606	909	-	1196	
25	178	200	229	267	320	400	-	533	800	-	1053	
32	139	156	179	208	250	313	-	417	625	-	822	
38	117	132	150	175	211	263	-	351	526	-	693	
47	95	106	122	142	170	213	-	284	426	453	-	
50	89	100	114	133	160	200	-	267	400	426	526	
75	59	67	76	89	107	133	-	178	267	284	351	
90	-	-	-	-	-	-	123	-	-	-	-	
100	44	50	57	67	80	100	-	133	200	213	263	

Timber is frequently sold by importers per cubic metre but is usually sold to consumers either per metre or per 100 metres. This table shows the number of running metres per cubic metre of some of the more popular softwood sizes.

**Q-LINE SIZE INFORMATION**

<b>Doors set lengths</b>	Nominally referred to as 3.0, 4.2, 4.5, 5.1 or 5.4m
<b>Machining tolerance</b>	-0 to +0.25mm
<b>Moisture content in relation to sizing</b>	Hoppings import raw material at an average moisture content of 20% or less. The typical average is 16%. However, in practice this means a 216mm finished board, milled at a moisture content of 20%, could shrink to 210mm at 10% moisture content, a level that could be reached in a centrally heated dwelling. This normal occurrence of shrinkage should be considered if Q-Line flooring is to be a stained, painted or polished feature floor without carpeting. Likewise, with the Q-Line matching/cladding type products it is a good idea to allow time for the product to 'settle in' before applying any finishing coatings.