

QUALITY SOFTWOOD PRODUCTS

Pocket guide with actual size profiles



www.qualitytimbermouldings.co.uk

Why choose Q-Line?

Q-Line is a range of precision machined profiles, produced from selected and graded quality timber. Each profile has been considered for its end use and only the appropriate grade of timber is selected for its manufacture. It means that we are able to maintain consistency from one batch to another and that you, the customer, can expect high performance and low wastage from a product that is 'fit for purpose'.

Q-Line means quality – yet at a price that is great value for money.

The vast majority of our timber is sourced from Northern Europe – Scandinavian Pine (Pinus sylvestris), unless where indicated as Whitewood (Picea abies).

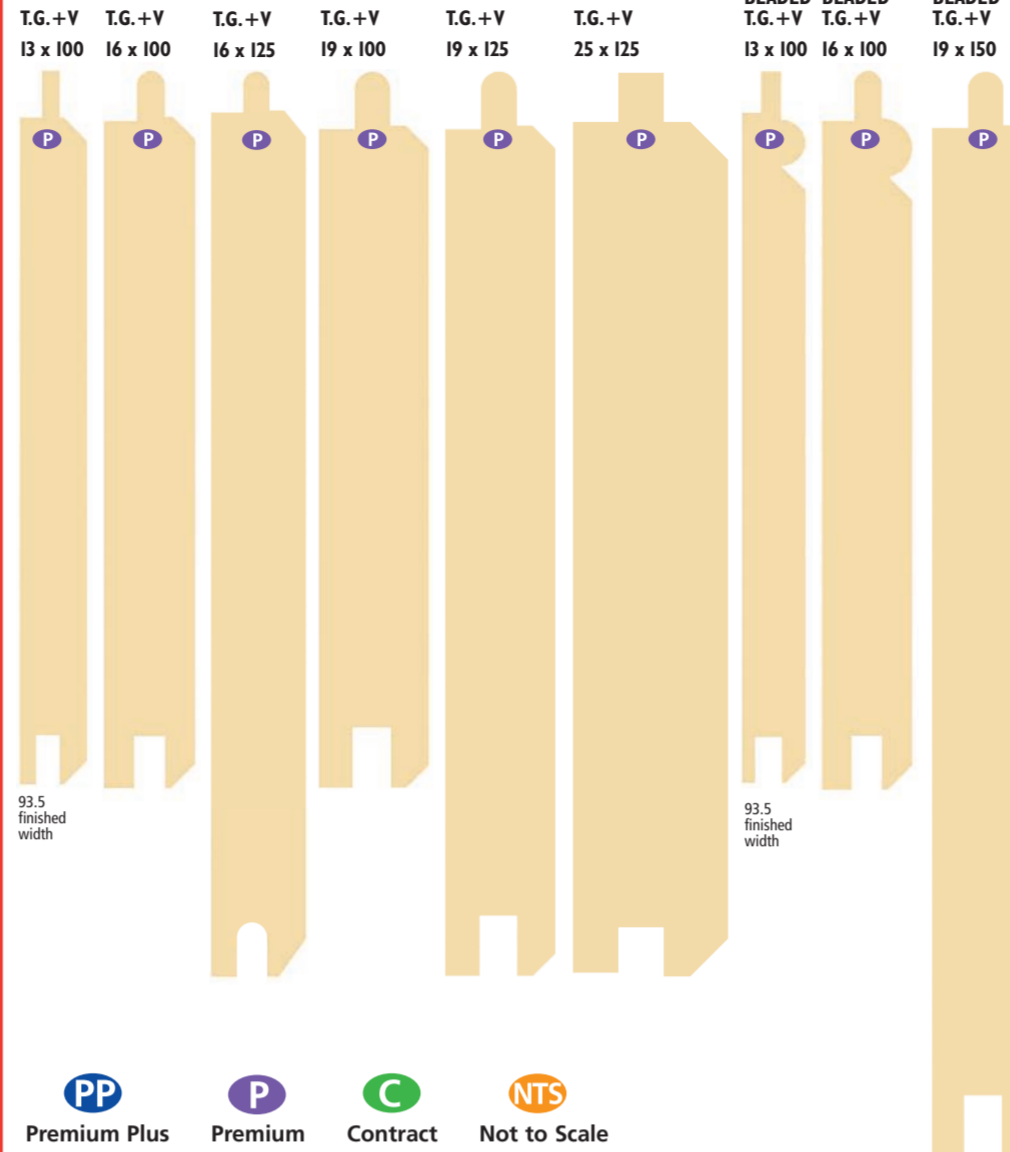
Q-Line profiles are manufactured by Hoppings Softwood Products (HSP) who are signatories to the Timber Trade Federations Responsible Purchasing Policy (RPP). The RPP is a management system, which assesses suppliers for evidence of the legality and sustainability of supply and encourages them to improve.

HSP are also participants in the Forest Stewardship Council's® and PEFC's chain of custody schemes and are able to supply FSC® and PEFC certified material on request. HSP are also members of Wood for Good and are in full support of its activities. Please consult your supplier of the product featured if chain of custody is required.



CLADDING – MATCHING

Nominal sizes – illustrations actual size



93.5 finished width

93.5 finished width

PP Premium Plus P Premium C Contract NTS Not to Scale

CLADDING – SHIPLAP

Nominal sizes – illustrations actual size



118.5 finished width

CLADDING – LOGLAP

Nominal sizes – illustrations actual size



Claddings and natural shrinkage

In common with the majority of matching, beaded matching, shiplap & loglap products available, please be aware that the above profiles are liable to shrink laterally by 2.5-3% when fitted in a normally centrally heated home (or outdoors in dry conditions). It can be a good idea to allow time for the product to 'settle in' before applying any finishing coatings.




The majority of Q-Line profiles are individually marked with their overall length and selected grade quality.




PRE PRIMED MDF MOULDINGS – supplied FSC® Certified as standard

PRE PRIMED MDF MOULDINGS – ARCHITRAVE NTS



PRE PRIMED MDF MOULDINGS – SKIRTING NTS



PRE PRIMED MDF MOULDINGS – GENERAL WINDOW MATERIAL NTS



Planned sections

| Nom size | Grade quality | Nom size | Grade quality |
|----------------------------|---------------------------------|----------|--------------------------|
| 9mm | | | |
| x 25 | Premium Plus (18mm fin. size) † | x 32 | Premium (25mm fin. size) |
| x 32 | Premium Plus (25mm fin. size) † | x 38 | Premium (25mm fin. size) |
| x 50 | Premium Plus † | x 50 | Premium (25mm fin. size) |
| 12mm | | | |
| x 25 | Premium Plus | x 100 | Premium |
| x 38 | Premium Plus | x 150 | Premium |
| x 50 | Premium Plus | x 175 | Premium |
| x 75 | Premium Plus | x 225 | Premium |
| x 100 | Premium Plus | x 275 | Premium (Whitewood) |
| 16mm | | | |
| x 16 | Premium Plus † | x 38 | Premium |
| x 25 | Premium Plus † | x 50 | Premium |
| x 38 | Premium Plus † | x 75 | Premium |
| x 50 | Premium Plus † | x 100 | Premium |
| x 75 | Premium Plus † | x 150 | Premium |
| x 100 | Premium Plus † | x 225 | Premium |
| x 150 | Premium Plus † | x 275 | Premium (Whitewood) |
| 19mm | | | |
| x 25 | Premium Plus | x 50 | Premium Plus |
| x 38 | Premium Plus † | x 50 | Premium |
| x 50 | Premium Plus † | x 75 | Premium Plus |
| x 75 | Premium Plus † | x 75 | Premium |
| x 100 | Premium Plus † | x 100 | Premium Plus |
| x 125 | Premium Plus | x 100 | Premium |
| x 150 | Premium Plus | x 125 | Premium |
| x 175 | Premium Plus | x 150 | Premium |
| x 200 | Premium Plus | x 225 | Premium |
| 22mm | | | |
| x 50 | Contract (Whitewood/Redwood) | x 75 | Premium Plus |
| x 150 | Contract (Whitewood) | x 75 | Premium |
| x 150 | Premium (Whitewood) | x 100 | Premium Plus |
| 25mm | | | |
| x 25 | Premium Plus | x 100 | Premium |
| x 38 | Premium | | |
| x 50 | Premium | | |
| x 75 | Premium | | |
| x 100 | Premium Plus | | |
| x 125 | Premium | | |
| x 150 | Premium Plus | | |
| x 175 | Premium | | |
| x 200 | Premium Plus | | |
| x 225 | Premium Plus | | |
| x 250 | Premium Plus | | |
| x 275 | Premium Plus | | |
| Special Order (PAR) | | | |
| Nom size | Grade quality | Nom size | Grade quality |
| 25mm | x 50 Contract | 25mm | x 150 Contract |
| | x 150 Premium Plus | | x 175 Premium Plus |
| | x 175 Premium | | |
| 38mm | x 125 Premium | 38mm | x 175 Premium |
| | x 175 Premium | | |
| 50mm | x 200 Premium | 50mm | x 200 Premium |
| | x 225 Premium | | |
| 75mm | x 150 Premium | 75mm | x 150 Premium |

† Certain small mouldings are only available in 2.4m lengths

Technical information

Q-Line quality machined timber is available in three selected grades, each carefully measured against our own exacting standards to provide consistency of profile quality, each time, every time.

By carefully selecting and grading our timber, before machining, we are able to offer a product that requires less preparation and will produce a better looking finish with less wastage. The grade options take account of the size and application of the profile. **Choose from three grades:**

Premium Plus is precisely what the name suggests. Profiles are of a 'clearer' visual appearance with fewer, smaller and sound knots.

Premium represents a good quality, sound timber with very acceptable and reasonably sized knot inclusion.

Contract is an acceptable quality timber but selected to be very price competitive. Knotting is liable to be more prevalent and likely not to be as sound (can become loose) as in the other grades. A good inexpensive option.

This guide, uses coloured grade option symbols to enable customers to select precisely according to need:



Moisture content Timber, which is a natural product containing moisture, is dried artificially after the initial logging process, causing the wood to shrink. A certain amount of residual drying and shrinkage continues until stabilisation is reached. In a centrally heated home, lateral shrinkage of 2.5 - 3% is quite normal for new machined profiles.

Finished sizes Most sizes quoted are nominal, actual finished dimensions are given in the tables below unless specifically stated/listed against an item.

| Nominal | Finished | Nominal | Finished | Nominal | Finished |
|---------|----------|---------|----------|---------|-------------------|
| 9 | 6 | 38 | 33 | 138 | 133 |
| 12 | 8.5 | 50 | 44 | 150 | 144 |
| 13 | 12 | 63 | 57 | 175 | 169 |
| 16 | 14.5 | 75 | 69 | 200 | 193 |
| 19 | 19 | 88 | 82 | 225 | 216 |
| 22 | 20.5 | 100 | 95 | 250 | 241 |
| 25 | 27 | 115 | 108 | 275 | 266 |
| 32 | | 125 | 120 | | (all sizes in mm) |

Size of profile cross-sections shown
All sections depicted in this leaflet are shown actual size (i.e. finished size) UNLESS marked NTS (not to scale)

Need a moulding not featured in this brochure?

The Q-Line solid softwood range consists of over 200 different product sections but if you can't find the softwood product you want and need a bespoke profile manufacturing then either:

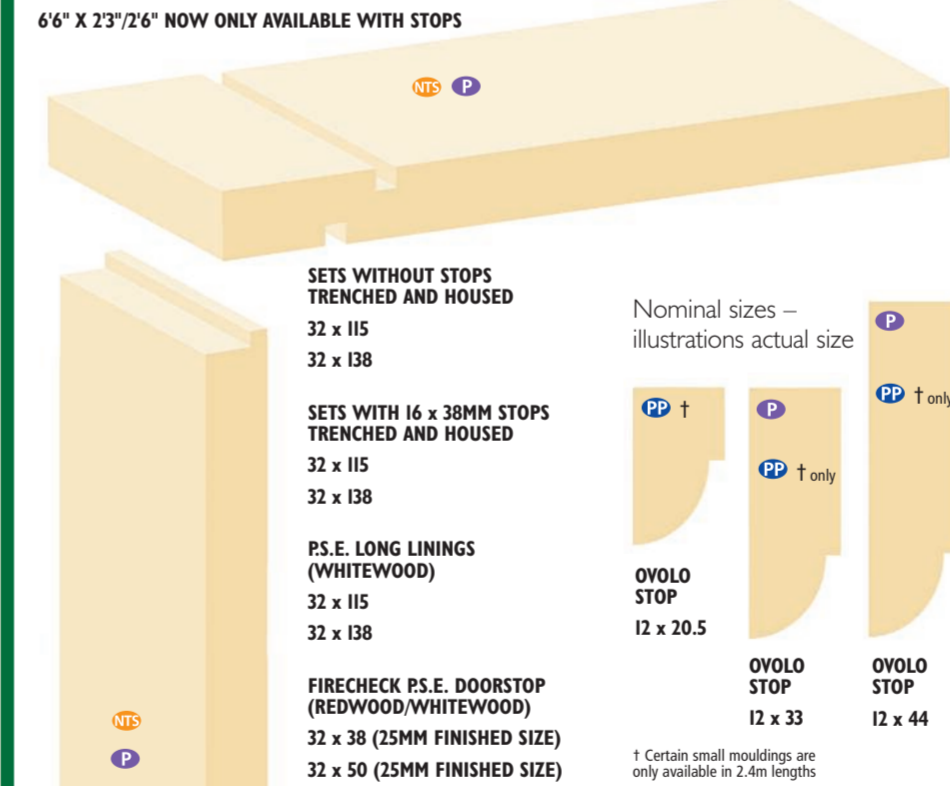
- Consult a Q-Line stockist who will in turn pass the enquiry onto us at **Hoppings Softwood Products**, or
- Send us an image via e-mail via www.qualitytimbermouldings.co.uk and detail sizes and quantities, or
- Send a sample, detailing sizes, quantities and how to make contact to:
Special Moulding Request - Hoppings Softwood Products
The Woodyard, Epping Road, Epping, Essex CM16 6TT

We will consider your request swiftly but please note quotations will always be by one of our Q-Line Stockist. If the enquiry is not viable to manufacture then **Hoppings Softwood Products** will advise you directly.



DOOR MATERIAL – DOOR LINING NTS

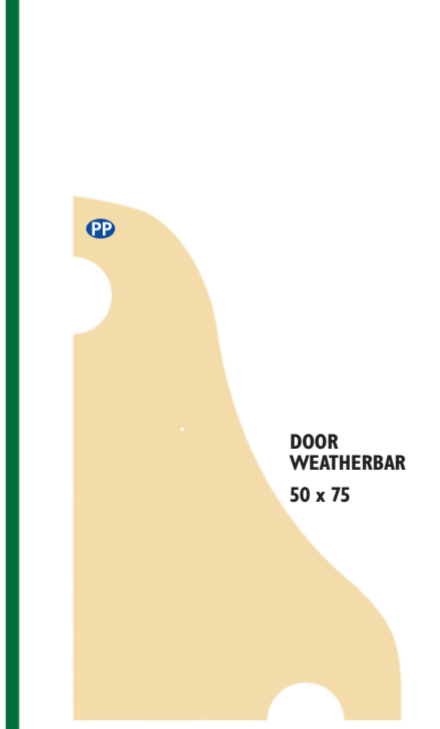
TRENCHED AND HOUSED REVERSIBLE DOOR LINING SETS (WHITWOOD)
6'6" X 2'6"/2'9"
6'6" X 2'3"/2'6" NOW ONLY AVAILABLE WITH STOPS




† Certain small mouldings are only available in 2.4m lengths

DOOR MATERIAL – GENERAL

Nominal sizes – illustrations actual size




CILL 50 x 150



FLOORING

Nominal sizes – illustrations actual size



(Also 22 x 150 and 25 x 150 PAR - see table)

Natural shrinkage

In common with most replacement flooring, please be aware that the above products will shrink laterally by 2.5 - 3% when fitted in a normally centrally heated home. This normal occurrence should be considered if the floor is to be a stained or polished feature floor without carpeting.

ARCHITRAVE & SKIRTING

Nominal sizes – illustrations actual size

| | | | | | | | | | | |
|--|---|---|------------------------|------------------------|------------------------|------------------------|---------------------------------|---------------------------------|---------------------------|------------------------|
| CHAMFERED/ PENCIL ROUNDED 19 x 75 | CHAMFERED/ PENCIL ROUNDED 19 x 100 | CHAMFERED/ PENCIL ROUNDED 19 x 150 | TORUS/OGEE 25 x 100 | TORUS/OGEE 25 x 125 | TORUS/OGEE 25 x 150 | TORUS/OGEE 25 x 175 | CHAMFERED/ OVOLO 25 x 175 | CHAMFERED/ OVOLO 25 x 150 | Contemporary* 25 x 150 | TORUS/OGEE 25 x 225 |
|--|---|---|------------------------|------------------------|------------------------|------------------------|---------------------------------|---------------------------------|---------------------------|------------------------|



| | | | | | | | |
|--------------------------------|--------------------------------|--------------------------------|-----------------|-----------------|-----------------|-----------------|-----------------|
| CHAMFERED & ROUNDED 19 x 50 | CHAMFERED & ROUNDED 19 x 63 | CHAMFERED & ROUNDED 19 x 75 | OGEE 19 x 50 | OGEE 19 x 63 | OGEE 19 x 75 | OGEE 25 x 50 | OGEE 25 x 63 |
|--------------------------------|--------------------------------|--------------------------------|-----------------|-----------------|-----------------|-----------------|-----------------|

| | | | | | | |
|-----------------|------------------|------------------|---------------------------|---------------------------|------------------|--------------------------|
| OGEE 25 x 75 | OVOLO 25 x 63 | OVOLO 25 x 75 | PENCIL ROUNDED 19 x 50 | PENCIL ROUNDED 19 x 75 | TORUS 25 x 75 | Contemporary* 25 x 75 |
|-----------------|------------------|------------------|---------------------------|---------------------------|------------------|--------------------------|

WINDOW MATERIAL – SASH MATERIAL

Nominal sizes – illustrations actual size

All PP

- SASH STILE 50 x 50
- TOP SASH MEETING RAIL 38 x 57
- BOTTOM SASH MEETING RAIL 38 x 57
- BOTTOM RAIL 50 x 100
- SASH BAR 25 x 50

WINDOW MATERIAL – GENERAL

Nominal sizes – illustrations actual size

WINDOW BOARD 32 x 175 AND 32 x 225

TRANSOM DRIP 32 x 38

NOSING: 32 x 50

WINDOW MATERIAL – GLAZING BEADS

All sizes shown in this section are finished size not nominal

| | | | | |
|-------|--------|--------|---------|---------|
| 8 x 8 | 9 x 12 | 9 x 15 | 12 x 12 | 12 x 15 |
|-------|--------|--------|---------|---------|

† Certain small mouldings are only available in 2.4m lengths

COVER MOULDINGS

All sizes shown in this section are finished size not nominal. All PP

QUADRANT: 8, 12, 14.5, 19, 20.5

CUSHION CORNER: 20 x 20, 34 x 34, 42 x 42

SCOTIA: 14.5 x 14.5, 20.5 x 20.5, 14 x 42

HALF ROUND: 8 x 21

D MOULD: 6 x 27

† Certain small mouldings are only available in 2.4m lengths

STAIR MATERIAL

Nominal sizes – illustrations actual size

WALLFIX HANDRAIL 50 x 115

MOPSTICK HANDRAIL: 50 x 50

CROWN HANDRAIL 50 x 75

DOWELS: 6, 9, 12, 15, 18, 25

All finished sizes PP

† Certain small mouldings are only available in 2.4m lengths

DECORATIVE – PICTURE RAIL

Nominal sizes – illustrations actual size

SCOTIA PICTURE RAIL 25 x 50

OVOLO PICTURE RAIL 25 x 50

DADO RAIL 25 x 75

DADO RAIL 25 x 63

DECORATIVE – BEADING

All sizes shown in this section are finished size not nominal

ASTRAGAL: 8 x 20.5, 12 x 33, 14.5 x 33, 20.5 x 44

OGEE PANEL MOULD: 14.5 x 44, 12 x 33, 8 x 27, 8 x 20.5

† Certain small mouldings are only available in 2.4m lengths

DECKING AND GARDEN LANDSCAPING PRODUCTS – available as FSC® or PEFC Certified on request

TIMBER DECKING AND GARDEN PRODUCTS

Nominal sizes unless shown otherwise

Q-GRIP SLIP RESISTANT CANTERBURY 32 x 150

Q-GRIP SLIP RESISTANT YORK 38 x 125

YORK 38 x 125

WINCHESTER 32 x 150

CAMBRIDGE 25 x 100

50% WOOD 50% PVC

CANTERBURY 32 x 150

Q-GARDEN PRE-PAINTED BLACK BARN WEATHERBOARD 2 Ex. 32 x 175

Q-DECK TWINSON COMPOSITE DECKING APRICOT BROWN (also available in Olive Green / Riverstone Grey / Bark Brown) 28 x 140 x 4500 (finished size)

Q-GARDEN PLANED LANDSCAPING SLEEPER 115 x 240 x 2400 (finished size, also in sawn)

For great decking ideas visit: www.qualitydecking.co.uk

