



PRODUCT GUIDE **Softwood Mouldings**



Contents

| | |
|--|----|
| Softwood Moulding Introduction | 2 |
| Why Choose Q-Line® Softwood Mouldings? | 2 |
| Product Grading | 2 |
| Architrave | 3 |
| Skirting | 4 |
| Sash Material | 5 |
| Window Material | 5 |
| Cladding | 6 |
| Cover Mouldings | 7 |
| Decorative Mouldings | 7 |
| Stair Material | 8 |
| Flooring | 9 |
| Door Lining Material | 9 |
| Appendix 1: Technical Information | 10 |

Softwood Mouldings

A range of high quality 'fit for purpose' softwood mouldings.
Available as either FSC or PEFC certified on request.

Why Choose Q-Line® Softwood Mouldings?

- Selected & graded quality timber
- Quality of machined finish
- Consistency of product quality
- End marking of products with length, grade and brand logo.
- A wide range of product grades to suit the varying needs of tradesmen
- Established brand of softwood timber mouldings

Product Grading

There are three Q-Line grades available:

PREMIUM PLUS GRADE

In principle, free of all hit and miss. Knots, if present, will be sound and small in relation to the cross section.

Typically taken from unsorted redwood.

PREMIUM GRADE

In principle, free of all hit and miss. Knots, if present, will be sound and appropriate to the cross section.

Typically, larger sizes will be taken from good fifth redwood or equivalent. 25mm sizes will be taken from selected boards or recut unsorted redwood at our option. Smaller sizes will be taken from unsorted redwood which we resaw from a thicker size. Where indicated, sawfalling whitewood may be used.

CONTRACT GRADE

In principle, free of hit and miss. There may be a number of knots, some which may be large, black or loose. Products may be from larger sizes that have been resawn by Hoppings. Typically taken from resawn redwood fifths or equivalent. Where indicated, whitewood may be used.

All Q-Line goods are kiln dried to below 20% moisture content, machined to give a minimum of 12 cutter marks per 25mm and will be clean fresh goods, fives sides wrapped.

SP Special Order, 10-14 working days availability

KEY TO LENGTH SPECIFICATIONS

| | |
|------------|---|
| TB | Random length packs (truck bundled) |
| LP | One or two lengths per pack (length packaged) |
| MB | Random lengths, bundled (one length in each bundle) |
| TB & or LP | Product is available in both length specifications - please specify when ordering |
| DSL | Nominally referred to as 3.0, 4.2, 4.5, 5.1 and 5.4m |

Architrave



Chamfered and rounded Architrave



Pencil round Architrave



Twice pencil round Architrave



Ogee Architrave



Ovolo Architrave





Torus Architrave



Contemporary Architrave

| SIZE (Nominal) | DESCRIPTION | GRADE | PIECES LENGTH | PIECES BUNDLE | PIECES PER Q-PACK |
|-------------------|-----------------------|--------------|---------------|---------------|-------------------|
| SP 16 x 50 | Chamfered and rounded | PREMIUM | DSL | 10 | 360 |
| 19 x 50 | Chamfered and rounded | PREMIUM | DSL | 12 | 288 |
| 19 x 63 | Chamfered and rounded | PREMIUM | DSL | 6 | 288 |
| 19 x 75 | Chamfered and rounded | PREMIUM | DSL | 8 | 256 |
| SP 25 X 63 | Chamfered and rounded | PREMIUM | DSL | 6 | 156 |
| SP 25 X 75 | Chamfered and rounded | PREMIUM | DSL | 6 | 132 |
| 19 x 50 | Pencil round | PREMIUM | DSL | 10 | 360 |
| 19 x 75 | Pencil round | PREMIUM | DSL | 8 | 256 |
| SP 19 x 50 | Twice Pencil round | PREMIUM | DSL | 10 | 360 |
| 19 x 50 | Ogee | PREMIUM | DSL | 12 | 432 |
| 19 x 63 | Ogee | PREMIUM | DSL | 8 | 208 |
| 19 x 75 | Ogee | PREMIUM | DSL | 8 | 264 |
| 25 x 50 | Ogee | PREMIUM | DSL | 12 | 288 |
| 25 x 63 | Ogee | PREMIUM PLUS | DSL | 6 | 156 |
| 25 x 63 | Ogee | PREMIUM | DSL | 6 | 156 |
| 25 x 63 | Ogee (Q-PACKS ONLY) | CONTRACT | DSL | 6 | 156 |
| 25 x 75 | Ogee | PREMIUM PLUS | DSL | 6 | 132 |
| 25 x 75 | Ogee | PREMIUM | DSL | 6 | 132 |
| 25 x 75 | Ogee (Q-PACKS ONLY) | CONTRACT | DSL | 6 | 132 |
| 25 x 63 | Ovolo | PREMIUM | DSL | 6 | 156 |
| 25 x 75 | Ovolo | PREMIUM | DSL | 6 | 120 |
| SP 25 x 63 | Torus | PREMIUM | DSL | 5 | 160 |
| 25 x 75 | Torus | PREMIUM | DSL | 5 | 160 |
| 25 x 75 | Contemporary | PREMIUM | DSL | 6 | 132 |

Skirting



| | SIZE (Nominal) | DESCRIPTION | GRADE | PIECES LENGTH | PIECES BUNDLE | PIECES PER Q PACK |
|-----------|----------------|---|---------------------|---------------|---------------|-------------------|
| SP | 16 x 75 | Chamfered/Pencil rounded | PREMIUM | MB | 8 | 256 |
| SP | 16 x 100 | Chamfered/Pencil rounded | PREMIUM | LP | 5 | 240 |
| | 19 x 75 | Chamfered/Pencil rounded | PREMIUM | MB | 8 | 256 |
| | 19 x 100 | Chamfered/Pencil rounded | PREMIUM | LP | 6 | 144 |
| | 19 x 150 | Chamfered/Pencil rounded | PREMIUM | TB/LP | - | 120 |
| | 25 x 100 | Torus/Ogee | PREMIUM | TB/LP | 5 | 120 |
| | 25 x 125 | Torus/Ogee | PREMIUM | TB/LP | 5 | 90 |
| | 25 x 150 | Torus/Ogee | PREMIUM | TB & or LP | - | 80 |
| SP | 25 x 150 | Torus/Ogee | PREMIUM PLUS | TB | - | 80 |
| | 25 x 150 | Torus/Ogee (ex.50mm 5th) (Q-PACKS ONLY) | CONTRACT | LP | - | 80 |
| | 25 x 175 | Torus/Ogee | PREMIUM | TB | - | 70 |
| SP | 25 x 175 | Torus/Ogee | PREMIUM PLUS | TB | - | 70 |
| | 25 x 225 | Torus/Ogee | PREMIUM | TB | - | 50 |
| SP | 25 x 100 | Chamfered/Ovolo | PREMIUM | TB | 5 | 120 |
| | 25 x 150 | Chamfered/Ovolo (LP - Q-PACKS ONLY) | PREMIUM | TB & or LP | - | 80 |
| | 25 x 175 | Chamfered/Ovolo | PREMIUM | TB | - | 70 |
| SP | 25 x 175 | Chamfered/Ovolo | PREMIUM PLUS | TB | - | 70 |
| | 25 x 150 | Contemporary | PREMIUM | TB | - | 80 |

Sash Material



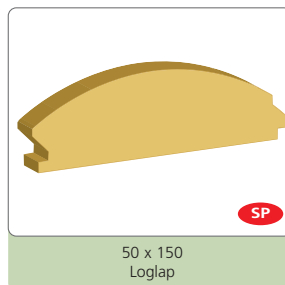
| SIZE (Nominal) | DESCRIPTION | GRADE | PIECES LENGTH | PIECES BUNDLE | PIECES PER Q PACK |
|----------------|-------------------------------------|---------------------|---------------|---------------|-------------------|
| 50 x 50 | Sash Stile | PREMIUM PLUS | MB | 4 | 96 |
| 25 x 50 | Sash Bar | PREMIUM PLUS | MB | 5 | - |
| 38 x 57 | Top Sash Rail (for 50mm) | PREMIUM PLUS | MB | 4 | - |
| 38 x 57 | Bottom Sash Rail (for 50mm) | PREMIUM PLUS | MB | 4 | - |
| 50 x 100 | Bottom Rail | PREMIUM PLUS | MB | - | 60 |
| 12 x 25 | Parting Bead (fin. size 8 x 20.5mm) | PREMIUM PLUS | MB | 20 | - |
| 12 x 32 | Parting Bead (fin. size 8 x 27mm) | PREMIUM PLUS | MB | 20 | - |
| 19 x 25 | Staff Bead (fin. size 15 x 20.5mm) | PREMIUM PLUS | MB | 20 | - |
| 19 x 32 | Staff Bead (fin. size 15 x 27mm) | PREMIUM PLUS | MB | 10 | - |

Window Material



| SIZE (Nominal) | DESCRIPTION | GRADE | PIECES LENGTH | PIECES BUNDLE | PIECES PER Q PACK |
|--------------------|------------------------------|---------------------|---------------|---------------|-------------------|
| SP 32 x 150 | Window Board | PREMIUM | TB | - | 56 |
| 32 x 175 | Window Board | PREMIUM | TB | - | 49 |
| 32 x 225 | Window Board | PREMIUM | TB | - | 35 |
| 32 x 38 | Transom Drip | PREMIUM PLUS | MB | 8 | 256 |
| 32 x 50 | Nosing | PREMIUM PLUS | MB | 6 | 144 |
| SP 32 x 75 | Nosing | PREMIUM PLUS | MB | 6 | 144 |
| SP 50 x 75 | Softwood (sub cill) | PREMIUM | TB | - | 80 |
| 50 x 150 | Softwood (threshold) | PREMIUM | TB/LP | - | 40 |
| SP 75 x 150 | Softwood (window) | PREMIUM | TB/LP | - | 24 |
| 50 x 75 | Door Weatherbar (reversible) | PREMIUM PLUS | MB | 4 | - |

Cladding



| SIZE (Nominal) | DESCRIPTION | GRADE | PIECES LENGTH | PIECES BUNDLE | PIECES PER Q PACK |
|------------------------|--|----------|---------------|---------------|-------------------|
| MATCHING | | | | | |
| 13 x 100 | T.G.+V (fin size 93.5mm) | PREMIUM | MB | 10 | 330 |
| 16 x 100 | T.G.+V | PREMIUM | MB | 8 | 192 |
| 16 x 125 | T.G.+V (Q-PACKS ONLY) (fin size 118.5mm) | CONTRACT | LP | 6 | 162 |
| 19 x 100 | T.G.+V | PREMIUM | TB/LP | 6 | 144 |
| 19 x 125 | T.G.+V | PREMIUM | TB/LP | - | 135 |
| 25 x 125 | T.G.+V (ex.50mm 5th) | PREMIUM | TB/LP | - | - |
| SP 25 x 150 | T.G.+V (ex.50mm 5th) | PREMIUM | LP | - | 80 |
| BEADED MATCHING | | | | | |
| 13 x 100 | Beaded T.G.+V (fin size 93.5mm) | PREMIUM | MB | 10 | 330 |
| 16 x 100 | Beaded T.G.+V | PREMIUM | MB | 8 | 192 |
| SP 16 x 150 | Beaded T.G.+V | PREMIUM | LP | - | 144 |
| 19 x 150 | Beaded T.G.+V | PREMIUM | TB/LP | - | 120 |
| LOGLAP | | | | | |
| 25 x 100 | Loglap (2ex.50mm 5th) | PREMIUM | LP | - | 100 |
| SP 50 x 150 | Loglap | PREMIUM | LP | - | 40 |



| SIZE (Nominal) | DESCRIPTION | GRADE | PIECES LENGTH | PIECES BUNDLE | PIECES PER Q PACK |
|--------------------|---|---------|---------------|---------------|-------------------|
| SHIPLAP | | | | | |
| 16 x 125 | | PREMIUM | LP | 6 | 162 |
| 16 x 125 | T&G Shiplap (Q-PACKS ONLY) (fin size 118.5mm) | PREMIUM | LP | 6 | 162 |
| 19 x 125 | | PREMIUM | LP | - | 126 |
| SP 19 x 150 | | PREMIUM | LP | - | 120 |
| 25 x 150 | (Ex 50mm 5th) | PREMIUM | LP | - | 80 |

Cover Mouldings



Quadrant

| SIZE (Nominal) | DESCRIPTION | GRADE | PIECES LENGTH | PIECES BUNDLE | PIECES PER Q PACK |
|----------------|-----------------------------|---------------------|---------------|---------------|-------------------|
| 16mm | Quadrant (fin. size 12mm) | PREMIUM PLUS | MB | 30 | - |
| 19mm | Quadrant (fin. size 14.5mm) | PREMIUM PLUS | MB | 20 | - |
| 22mm | Quadrant (fin. size 19mm) | PREMIUM PLUS | MB | 20 | - |
| 25mm | Quadrant (fin. size 20.5mm) | PREMIUM PLUS | MB | 20 | - |

Decorative Mouldings



Welling Pattern Dado Rail
25 x 63mm




Dado Rail
25 x 75mm



Scotia Picture Rail
25 x 50mm




Ovolo Picture Rail
25 x 50mm



Cornice
25 x 88mm

| SIZE (Nominal) | DESCRIPTION | GRADE | PIECES LENGTH | PIECES BUNDLE | PIECES PER Q PACK |
|---------------------|-----------------------------|---------------------|---------------|---------------|-------------------|
| 25 x 63mm | Dado Rail (Welling Pattern) | PREMIUM PLUS | MB | 8 | 192 |
| 25 x 75mm | Dado Rail | PREMIUM PLUS | MB | 6 | 192 |
| 25 x 50mm | Scotia Picture Rail | PREMIUM PLUS | MB | 8 | 288 |
| 25 x 50mm | Ovolo Picture Rail | PREMIUM PLUS | MB | 8 | 288 |
| SP 25 x 88mm | Cornice | PREMIUM PLUS | TB | 4 | 168 |

Stair Material



| SIZE (Nominal) | DESCRIPTION | GRADE | PIECES LENGTH | PIECES BUNDLE | PIECES PER Q PACK |
|-----------------------|-------------------------|---------------------|---------------|---------------|-------------------|
| STAIR MATERIAL | | | | | |
| 50 x 50 | Mopstick Handrail | PREMIUM PLUS | MB | 4 | 96 |
| 50 x 75 | Crown Handrail | PREMIUM PLUS | MB | 4 | 64 |
| 50 x 115 | Wallfix Handrail | PREMIUM PLUS | MB | - | 65 |
| SP 50 x 75 | Rebated Handrail (35mm) | PREMIUM PLUS | MB | 4 | 64 |
| SP 50 x 75 | Rebated Handrail (41mm) | PREMIUM PLUS | MB | 4 | 64 |
| SP 25 x 75 | Rebated Baserail (35mm) | PREMIUM PLUS | MB | 5 | 160 |
| SP 25 x 75 | Rebated Baserail (41mm) | PREMIUM PLUS | MB | 5 | 160 |
| SP 12 x 50 | PSE/Fillet (8 x 35mm) | PREMIUM PLUS | MB | 20 | 720 |
| SP 12 x 50 | PSE/Fillet (8 x 41 mm) | PREMIUM PLUS | MB | 20 | 720 |
| GROOVED FASCIA | | | | | |
| SP 25 x 150 | 6mm Groove | PREMIUM | TB | - | 240 |
| SP 25 x 175 | 6mm Groove | PREMIUM | TB | - | 210 |
| SP 25 x 200 | 6mm/9mm Groove | PREMIUM | TB | - | 180 |
| SP 25 x 225 | 6mm/9mm Groove | PREMIUM | TB | - | 150 |

Flooring



Flooring



Flooring
PAR

| SIZE (Nominal) | DESCRIPTION | GRADE | PIECES LENGTH | PIECES BUNDLE | PIECES PER Q PACK |
|--------------------|---------------------------------------|----------|---------------|---------------|-------------------|
| 22 x 125 | Offset T&G (Whitewood) (Q-PACKS ONLY) | CONTRACT | LP | - | 135 |
| 22 x 150 | Offset T&G (Whitewood) | CONTRACT | LP | - | 128 |
| 25 x 150 | Offset T&G (ex 5th sideboard) | PREMIUM | TB/LP | - | 80 |
| 25 x 150 | Offset T&G (ex 50mm 5th) | CONTRACT | TB/LP | - | 80 |
| 22 x 150 | PAR (Whitewood) | CONTRACT | LP | - | 128 |
| 22 x 150 | PAR (Whitewood) | PREMIUM | LP | - | 128 |
| 25 x 125 | PAR (ex 5th sideboard) | PREMIUM | TB/LP | - | 90 |
| SP 25 x 150 | PAR (ex 50mm 5th) | CONTRACT | TB/LP | - | 80 |

Door Lining Material



Door Set
With Stops



Ovolo
Stops

DOOR LINING MATERIAL (WHITEWOOD 6'6" x 2'6" / 2'9" REVERSIBLE HEAD)

| | | | | | |
|--------------------|--|---------|-----|---|----|
| 32 x 115/138 | Trenched & Housed Door Lining Set With Stops | PREMIUM | N/A | - | 32 |
| 32 x 115/138 | Trenched & Housed Door Lining Set With 16 x 38mm Stops | PREMIUM | N/A | - | 32 |
| SP 32 x 150 | Trenched & Housed Door Lining Set With 16 x 38mm Stops | PREMIUM | N/A | - | 32 |

Above with stops available from stock as 2'3"/2'6" reversible in Q-Packs only
 Above without stops available to order as 2'3"/2'6" reversible in Q-Packs only

OVOLO STOP

| | | | | | |
|---------|------------|---------|-----|----|-----|
| 16 x 38 | Ovolo Stop | PREMIUM | DSL | 12 | 576 |
| 16 x 50 | Ovolo Stop | PREMIUM | DSL | 12 | 432 |

PAR LONG LININGS (WHITEWOOD)

| | | | | | |
|----------|------------------------------|---------|----------|---|----|
| 32 x 115 | Par Long Linings (Whitewood) | PREMIUM | 4.2/5.1m | - | 70 |
| 32 x 138 | Par Long Linings (Whitewood) | PREMIUM | 4.2/5.1m | - | 56 |

FIRECHECK DOORSTOP (REDWOOD/WHITEWOOD)

| | | | | | |
|---------|--------------------------|---------|-----|---|-----|
| 32 x 38 | PAR (25mm finished size) | PREMIUM | DSL | 8 | 256 |
| 32 x 50 | PAR (25mm finished size) | PREMIUM | DSL | 8 | 192 |

Appendix 1

Technical Information

SIZE INFORMATION

| NOMINAL SIZE | FINISHED SIZE |
|--------------|---------------|
| 12 | 8 |
| 13 | 8.5 |
| 16 | 12 |
| 19 | 14.5 |
| 22 | 19 |
| 25 | 20.5 |
| 32 | 27 |
| 38 | 33 |
| 47 | 41 |
| 50 | 44 |
| 63 | 57 |
| 75 | 69 |
| 90 | 85 |
| 100 | 95 |
| 115 | 108 |
| 125 | 120 |
| 138 | 133 |
| 150 | 144 |
| 175 | 169 |
| 200 | 193 |
| 225 | 216 |
| 250 | 241 |
| 275 | 266 |

Note: certain products have their own specific finish sizes which are indicated in this document.

PRODUCT DESIGNS

Hoppings reserve the right to update or withdraw products and product designs as required without prior notice.

CUBIC METRES TO METRE RUN CONVERSION TABLE

| THICKNESS (mm) | WIDTH (mm) | | RUNNING METRES PER CUBIC METRES | | | | | | | | | |
|----------------|------------|-----|---------------------------------|-----|-----|-----|-----|-----|------|-----|------|--|
| | 225 | 200 | 175 | 150 | 125 | 100 | 90 | 75 | 50 | 47 | 38 | |
| 19 | 234 | 263 | 301 | 351 | 421 | 526 | - | 702 | 1053 | - | 1385 | |
| 22 | 202 | 227 | 260 | 303 | 364 | 455 | - | 606 | 909 | - | 1196 | |
| 25 | 178 | 200 | 229 | 267 | 320 | 400 | - | 533 | 800 | - | 1053 | |
| 32 | 139 | 156 | 179 | 208 | 250 | 313 | - | 417 | 625 | - | 822 | |
| 38 | 117 | 132 | 150 | 175 | 211 | 263 | - | 351 | 526 | - | 693 | |
| 47 | 95 | 106 | 122 | 142 | 170 | 213 | - | 284 | 426 | 453 | - | |
| 50 | 89 | 100 | 114 | 133 | 160 | 200 | - | 267 | 400 | 426 | 526 | |
| 75 | 59 | 67 | 76 | 89 | 107 | 133 | - | 178 | 267 | 284 | 351 | |
| 90 | - | - | - | - | - | - | 123 | - | - | - | - | |
| 100 | 44 | 50 | 57 | 67 | 80 | 100 | - | 133 | 200 | 213 | 263 | |

Timber is frequently sold by importers per cubic metre but is usually sold to consumers either per metre or per 100 metres. This table shows the number of running metres per cubic metre of some of the more popular softwood sizes.

Q-LINE SIZE INFORMATION

| | |
|---|---|
| Doors set lengths | Nominally referred to as 3.0, 4.2, 4.5, 5.1 or 5.4m |
| Machining tolerance | -0 to +0.25mm |
| Moisture content in relation to sizing | <p>Hoppings import raw material at an average moisture content of 20% or less. The typical average is 16%. However, in practice this means a 216mm finished board, milled at a moisture content of 20%, could shrink to 210mm at 10% moisture content, a level that could be reached in a centrally heated dwelling.</p> <p>This normal occurrence of shrinkage should be considered if Q-Line flooring is to be a stained, painted or polished feature floor without carpeting. Likewise, with the Q-Line matching/cladding type products it is a good idea to allow time for the product to 'settle in' before applying any finishing coatings.</p> |